





Farbpalette CORIAN®


Die Komplette Farb-Palette




DESIGNER WHITE (WN / PK: 1)
NCS: S 0603-R80B / RAL: 9003




GLACIER WHITE (GW / PK: 0)
NCS: S 0300-N / RAL: 9016




GLACIER ICE (GC / PK: 1)
NCS: S 0603-G80Y / RAL: 9010




CAMEO WHITE (CW / PK: 1)
NCS: S 0804-G90Y / RAL: 9010




LIGHT ASH (LH / PK: 1)
NCS: S 1002-Y / RAL: 9002




VANILLA (NL / PK: 1)
NCS: S 1010-Y10R / RAL: 1013




BISQUE (BI / PK: 1)
NCS: S 1005-Y20R / RAL: 1013




BONE (BN / PK: 1)
NCS: S 1005-Y10R / RAL: 1013




PEARL GRAY (PG / PK: 1)
NCS: S 1500-N / RAL: 9002



ELEGANT GRAY (EY / PK: 1)
NCS: S 3005-Y20R



SILVER GRAY (VY / PK: 1)
NCS: S 2002-B / RAL: 7040



VERDANT (VDT / PK: 2)
NCS: S 6010-B70G



HOT (DH / PK: 2)
NCS: S 2070-B / RAL: 3031




LAGUNA (LGN / PK: 2)
NCS: S 7020-R80B / RAL: 5013




DEEP CLOUD (DX / PK: 2)
NCS: S 6500-N / RAL: 7004



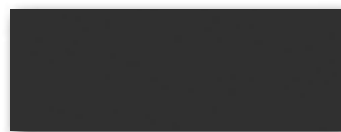
DEEP SABLE (JY / PK: 2)
NCS: S 7005-Y20R / RAL: 7022




DEEP TITANIUM (DU / PK: 2)
NCS: S 8005-N / RAL: 7021



DEEP ESPRESSO (KS / PK: 2)
NCS: S 8502-R / RAL: 8022




DEEP NOCTURNE (WY / PK: 2)
NCS: S 9000-N / RAL: 9005




SPARKLING WHITE (4B PK: 2)




SPARKLING GRANITA



SALT (6V PK: 2)




VENARO WHITE (VW PK: 2)



ARCTIC ICE (AI PK: 3)



ANTARCTICA (MT PK: 3)



WHITE JASMINE (WJ PK: 2)



WHITE ONYX (WQ PK: 4)



EVEREST (EV PK: 2)



LINEN (LN PK: 2)



ABALONE (AB PK: 3)



NIMBUS PRIMA (NP PK: 4)



GRAY ONYX (GQ PK: 4)


Die hier dargestellten Farben können aufgrund des Drucks von den tatsächlichen Farben abweichen, und können nicht die volle Ästhetik wiedergeben. Materialmuster können Sie bei der **CORI-DESIGN AG** bestellen.



Farbpalette CORIAN®

Die Komplette Farb-Palette

Seite 2



SILVER LINEAR (SVL PK: 4)



ARROWROOT (JB PK: 4)



SILVER BIRCH (SV PK: 3)



DOMINO TERRAZZO (DMN PK: 4)



LIMESTONE PRIMA (LI PK: 4)



RAIN CLOUD (RC PK: 3)



ASPEN (6P PK: 3)



SEPIA LINEAR (SPL PK: 4)



DUNE PRIMA (UX PK: 4)




SAVANNAH (MV PK: 3)




WITCH HAZEL (TD PK: 4)




SAHARA (MS PK: 3)



CLAM SHELL (CL PK: 4)




AURORA (AR PK: 2)




NEUTRAL CONCRETE (NX PK: 3)




WILLOW (MW PK: 3)




DOVE (DV PK: 2)




NEUTRAL AGGREGATE (NXA PK: 4)




SAGEBRUSH (AH PK: 4)




BLEACHED NUWOOD



PROVENCE NUWOOD




ARTISTA GRAY



ARTISTA BEIGE



ARTISTA CANVAS



ARTISTA DUST



CARRARA CREMA



CARRARA LINO



SAND STORM



SANDALWOOD (LT PK: 3)



SMOKE DRIFT PRIMA (SX PK: 4)



HAZELNUT (JC PK: 4)



WINDSWEPT PRIMA (WE PK: 4)

Die hier dargestellten Farben können aufgrund des Drucks von den tatsächlichen Farben abweichen, und können nicht die volle Ästhetik wiedergeben. Materialmuster können Sie bei der **CORI-DESIGN AG** bestellen.

Farbpalette CORIAN®

Die Komplette Farb-Palette


Seite 3



PLATINUM (MP PK: 3)



JUNIPER (KL PK: 4)




ASH CONCRETE (HX PK: 3)




ASH AGGREGATE (HXA PK: 4)



MATTERHORN (MH PK: 3)



WEATHERED CONCRETE (WX PK: 3)



WEATHERED AGGREGATE (WXA PK: 4)




ROSEMARY (CP PK: 4)



SILT (SL PK: 2)



CARBON AGGREGATE (CXA PK: 4)




CARBON CONCRETE (CX PK: 3)



EVENING PRIMA (EP PK: 4)



LAVA ROCK (AA PK: 4)



DEEP MINK (TH PK: 3)



COSMOS PRIMA (PX PK: 4)



DEEP STORM (AJ PK: 3)



DEEP NIGHT SKY (HY PK: 3)



DEEP BLACK QUARTZ (IG PK: 3)



DEEP ANTHRACITE (HJ PK: 3)

Die hier dargestellten Farben können aufgrund des Drucks von den tatsächlichen Farben abweichen, und können nicht die volle Ästhetik wiedergeben. Materialmuster können Sie bei der **CORI-DESIGN AG** bestellen.